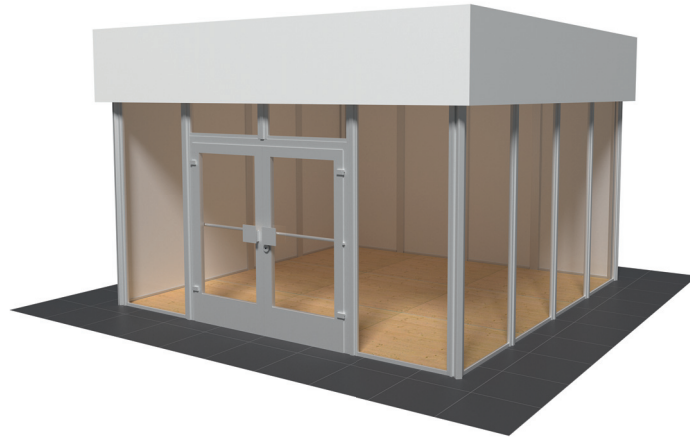
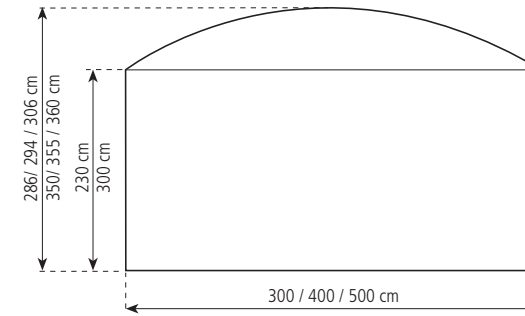




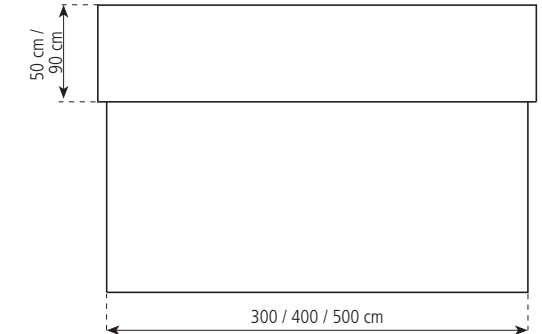
CUPOLA 300 - 500 CM




CUPOLA 300/230/286 & 400/230/294 & 500/230/306
300/300/350 & 400/300/355 & 500/300/360



Without attic



With attic



TECHNICAL DATA

STANDARD VERSION

Span	300 cm	400 cm	500 cm
Side height	230/300 cm	230/300 cm	230/300 cm
Ridge height	286/350 cm	294/355 cm	306/360 cm
Roof pitch	300 cm	400 cm	500 cm
Main profile	94 x 48 x 3 / 110 x 68 x 3 mm	94 x 48 x 3 / 110 x 68 x 3 mm	94 x 48 x 3 / 110 x 68 x 3 mm

Max. wind speed according to EN	80 km/h
Hint	A telescopic ability of the side posts of about 10 cm to the height equalization is possible At this tent type the installation of a circumferential attica (500 mm or 900 mm height) is possible
Special version	Elimination of anchorage by the installation of a floor with ballast
Attachment options	The RÖDER CUPOLA can be extended to any length and shape by gutters with other tents of the same type
Floor	· Wood floor with timber or steel-aluminum substructure · Cassette flooring · Compact floor
Tarpaulin	RÖDER No. 1, PVDF coated tarpaulin, according to DIN 18204

QUESTIONS AND COMMENTS

We have summarized the most important data and dimensions of our standard constructions for you. All information is without guarantee. No liability is assumed for printing and spelling errors. We would be happy to advise you personally about the optimal construction for your needs. Your Röder team is at your disposal to answer any questions you may have about intermediates, special features, conversions and other technical data.

