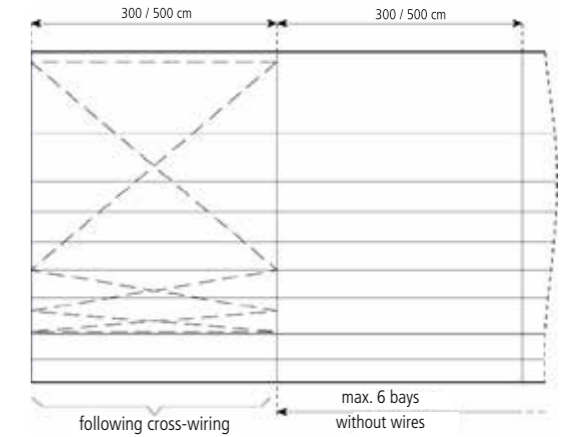
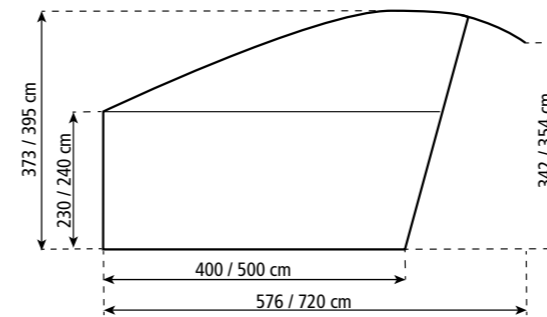




400/230/373 & 500/240/395



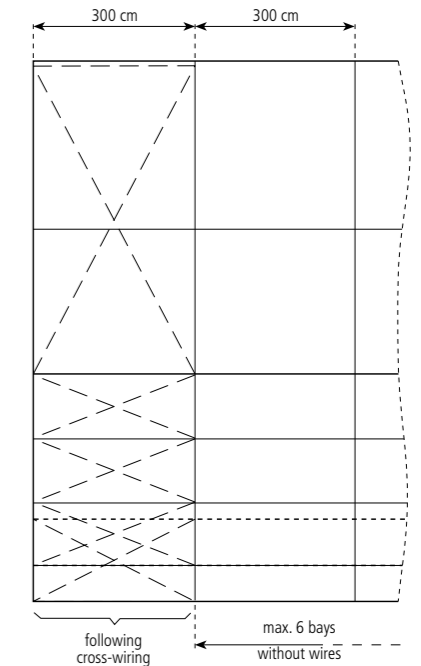
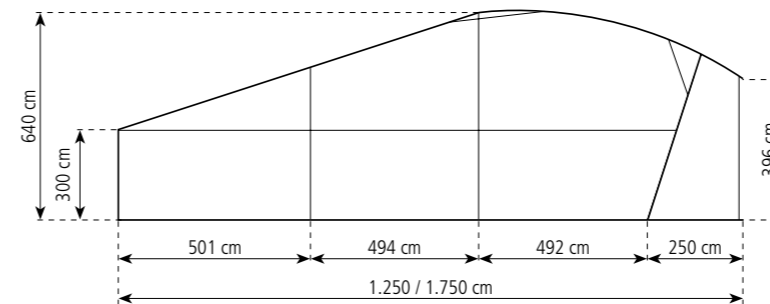
TECHNICAL DATA

CURVE TENT

STANDARD VERSION

Span	400 cm	500 cm	1.250 cm	1.750 cm
Side height	230 cm	240 cm	300 cm	300 cm
Ridge height	373 cm	395 cm	640 cm	640 cm
Roof pitch	20°	25°	18°	18°
Bay distance / grid	300 cm	500 cm	300 cm	300 cm
Longest component	410 cm	540 cm	820 cm	820 cm
Main profile	94 x 48 x 3 mm	130 x 70 x 3 mm	220 x 100 x 3 mm	220 x 100 x 3 mm
Corner connections	Stem bolts		Sliding connection	
Min. setup length	300 cm	500 cm		1.200 cm
Max. setup length	Expandable with the grid			
Max. windspeed according to EN	100 km/h			
Floor	<ul style="list-style-type: none"> • Wooden floor • Heavy-duty floor • Compact floor 			
Tarpaulin	RÖDER No. 1, PVDF coated tarpaulin, according to DIN 18204			

1.250/300/640 & 1.750/300/640



QUESTIONS AND COMMENTS

We have provided you with a summary of the main data and measurements of our standard constructions. No guarantee can be made for the accuracy of the information given. We cannot be held liable for printing or spelling errors. We would be happy to meet with you personally to help you find the perfect accommodation to match your requirements. If you have any questions on further measurements, specialist constructions, extensions or remodeling, or if you require further technical data, the RÖDER team will be happy to help.